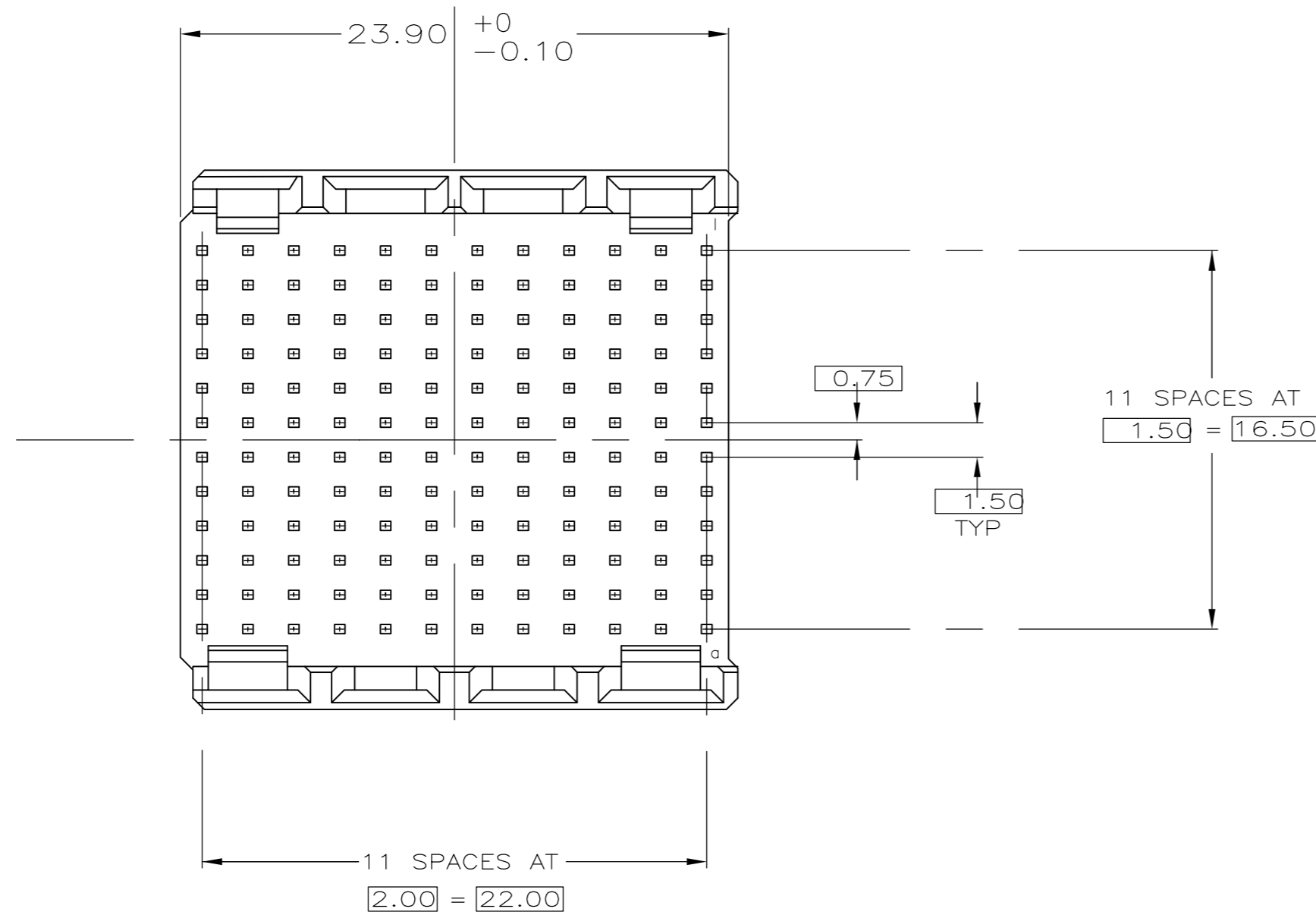
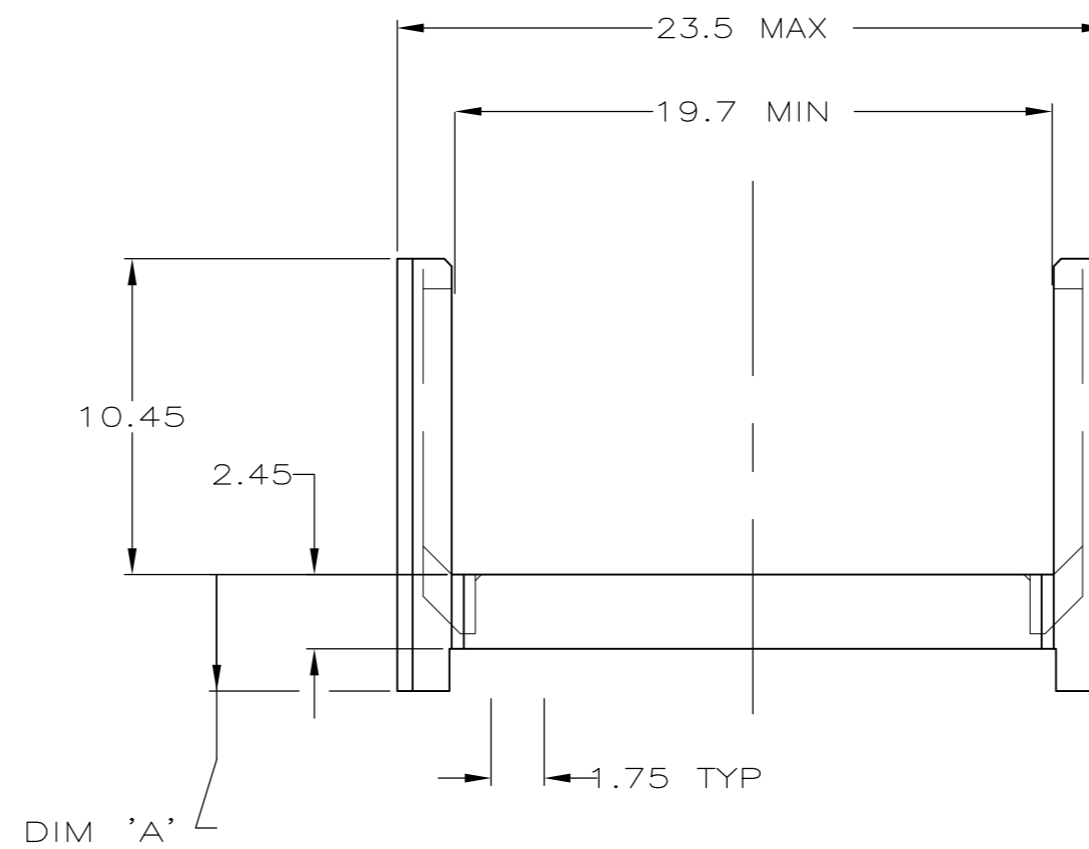
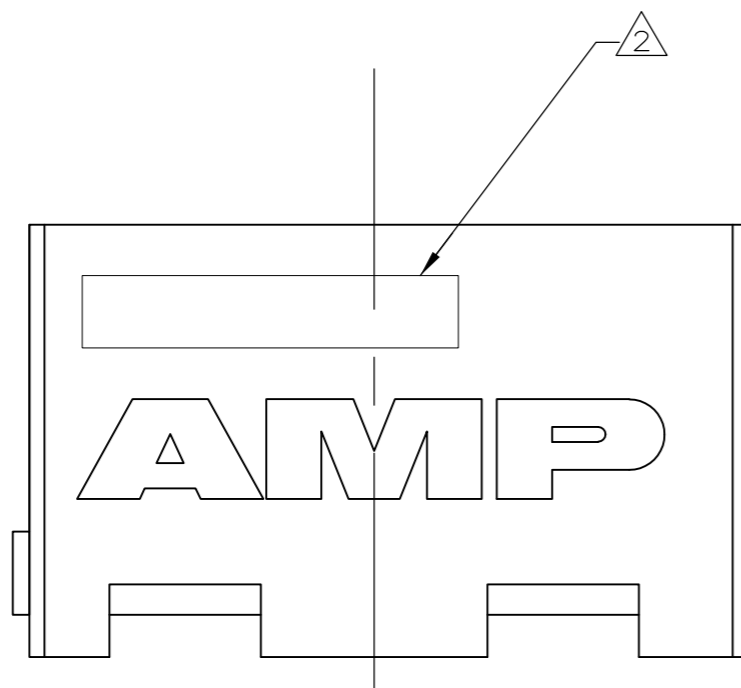


THIS DRAWING IS UNPUBLISHED. RELEASED FOR PUBLICATION
 © COPYRIGHT BY TYCO ELECTRONICS CORPORATION. ALL INTERNATIONAL RIGHTS RESERVED.

LOC	DIST	REVISIONS					
		P	LTR	DESCRIPTION	DATE	DWN	APVD
AD	47		C	REVISED PER ECO-09-011020	21MAY09	AEG	DD
			C1	REVISED PER ECO-09-020689	02SEP09	KK	AEG
			D	ECR-10-019054	15SEP10	DP	MQW



- 1 MATERIAL: GLASS-FILLED POLYESTER.
- 2 CONNECTOR MARKED WITH PART NUMBER AND DATE CODE.
- 3 RECOMMENDED MIDPLANE THICKNESS TO MAINTAIN STANDARD THREE-LEVEL SEQUENCING.
- 4 OBSOLETE PARTS: OBSOLETE CIS STREAMLINING PER D.RENAUD/D.SINISI



4 OBSOLETE	3.75	4.00	120645-7
	4.0	3.75	120645-6
4 OBSOLETE	4.25	3.5	120645-5
	4.5	3.25	120645-4
	4.75	3.0	120645-3
4 OBSOLETE	5.0	2.75	120645-2
	5.25	2.50	120645-1
	3	DIM "A"	PART NO

THIS DRAWING IS A CONTROLLED DOCUMENT.		DWN SK MICKIEVICZ 22APR97	Tyco Electronics Corporation Harrisburg, PA 17105-3608	
DIMENSIONS: mm		CHK SK MICKIEVICZ 02NOV99	NAME	
TOLERANCES UNLESS OTHERWISE SPECIFIED: ±0.2		APVD HW ANDREWS 02NOV99	PRODUCT SPEC	
6-PLC ±		APPLICATION SPEC		
1-PLC ±		WEIGHT		
2-PLC ±		SIZE A2		
3-PLC ±		CAGE CODE 00779		
4-PLC ±		DRAWING NO C=120645		
ANGLES ±		RESTRICTED TO		
FINISH		SCALE 4:1		
1		SHEET 1 of 1		
CUSTOMER DRAWING		REV D		